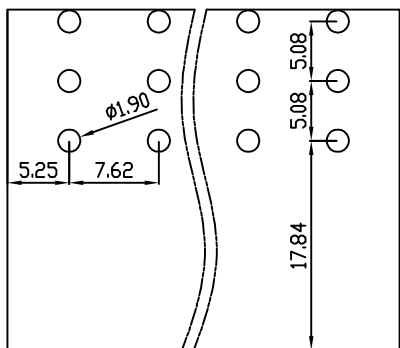
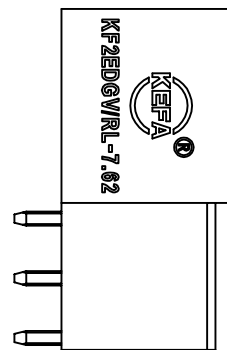
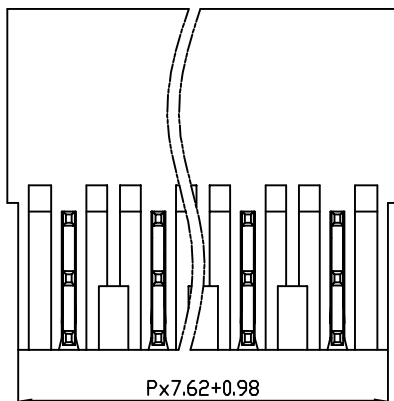
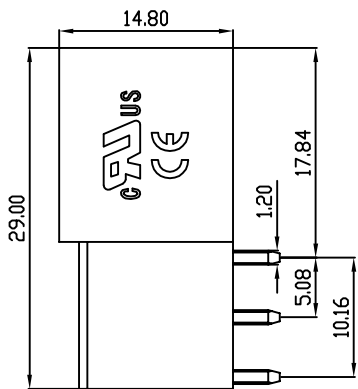
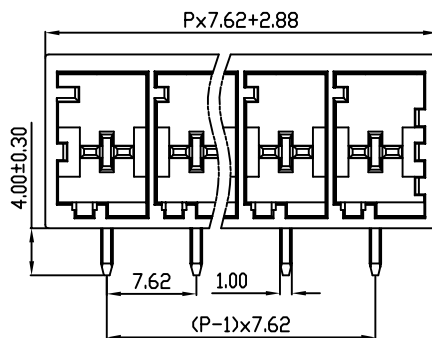


linear dimension(Tolerances Standard GB/T 14486-2008)								—		
variable range	to	over 6	over 10	over 30	over 60	over 100	over 160	to	over 10	over 100
	6	to 10	to 30	to 60	to 100	to 160	to 10		to 100	to
tolerance	±0.20	±0.30	±0.50	±0.70	±1.00	±1.30	±1.60	0.10	0.30	0.60



PCB Layout



REVISION RECORD				
REV.	DESCRIPTION	ECN No.	APPROVED	DATE
A	新发行		CLF	23.10.28

UL/CUL 技术参数 UL/CUL Technical Data				
等级	Use Group	B	C	D
额定电压	Rated Voltage [V]	300	-	600
额定电流	Rated Current [A]	42	-	5
接线范围	Wire Range	-		
单/多芯线	Solid/Stranded [AWG]	-		
耐电压	Withstanding Voltage	AC1600V/1Min		
IEC 技术参数 IEC Technical Data				
过电压类别	Overtoltage Category	III	III	II
污染等级	Contamination Class	3	2	2
额定电压	Rated Voltage [V]	630	630	1000
额定电流	Rated Current [A]	41	41	41
额定冲击电压	Impulse withstand voltagea [kV]	6	6	6
导线截面积	Conductor cross section	-		
硬质/柔性导线	Solid/flexible [mm <sup>2</sup> ]	-		
材料 Material				
绝缘材料	Insulation Material	PA66		
阻燃等级	Imflamability	UL94V-0		
导体材料	Contact Material	铜合金 Copper alloy		
导体表面镀层	Contactive Coating	镀锡 Tin Plated		
一般参数 Other Data				
间距	Pitch [mm]	7.62		
极数	Poles [P]	02~12		
剥线长度	Stripping Length [mm]	-		
螺丝	Screw/扭矩 Torque(Max) [N.m]	-		
工作温度	Operating temperatur [°C]	-40~+105		
引针尺寸	Pin Dimensions [mm]	4.00		
PCB板孔径	PCB Hole Diameter [mm]	1.90		

DES.	SJD	DATE	23.10.28
CHK.	BY	DATE	23.10.28
APP.	CLF	DATE	23.10.28

单位/UNITS	mm	尺寸/SIZE	A4	比例/SCALE	1:1
慈溪市科发电子有限公司 CIXI KEFA ELECTRONIC CO., LTD					

第三视角/THIRD ANGLE PROJECTION		版本/REV	A
		名称/TITLE	KEF2EDGRLB-7.62